




Week 1 Thursday 16th of April Term 2, 2020 3 - 4 S



Please note that specific times for each activity have not been given. This is to enable children to settle into the activities at times between 9:00 and 3:30 that best suit the family. We do suggest you give your children a routine that is consistent each day.

This may change moving forward as we move to some face to face time that will be scheduled.

Thursday's Schedule




For students in **Grades 3 to 6**, schools will provide learning programs allocated as follows:

- Literacy: 45-60 minutes
- Numeracy: 30-45 minutes
- Physical activities: 30 minutes
- Additional curriculum areas: 90 minutes

We will be providing you with detailed lessons in Reading, Writing and Math daily, which follow the learning requirements set by the Department of Education and Training. Other lessons will vary depending on the timetable. If you could aim to complete these lessons your child should still progress with their learning.

Checklist	
<u>Activity</u>	<u>Tick</u>
Check in on SeeSaw	
Read to self	
Spelling	
Writing	
Numeracy	
Theme	
Physical Activity	
Reflection	


Teacher Availability



Online to assist

Teachers will be available to support you each day during school hours. Please understand that the response may not be immediate as staff may be recording a lesson, replying to another parent via email, providing feedback to a student etc. so the reply may not always be instantaneous but will be addressed when possible. Seesaw will be the main method of communication between parents, teachers and students.

Daily 5 reading



- We are learning to: be independent readers using an online text.
- What it looks like: I can keep record of my reading.

View your lesson on Seesaw

20 minutes




I can read with speed, accuracy, and expression. I can learn interesting words. I can use my strategies to understand what I read.

- Choose good fit books.
- Stay put in 1 spot.
- Silent body, silent book.
- Get started right away.
- Check for Understanding
- Use the strategies.




Daily 5 Word Work




- We are learning to: Spell words with the digraph 'se' making the sound s as in horse.
- What it looks like: I can use my words in interesting sentences.

View your lesson on Seesaw

20 minutes




Writing




- We are learning to: create an acrostic poem.
- What it looks like: I can include the features of an acrostic poem in my writing.

View your lesson on Seesaw

30 minutes



Maths




- We are learning to: Accurately measure using a 30cm ruler.
- What it looks like: I can accurately measure objects in cm.
- I can order measurements from longest to shortest.

View your lesson on Seesaw

30 minutes




Theme



- We are learning to: Research our Theme topic 'Sudden Geological Changes and Extreme Weather Events.'
- What it looks like: I can use google to research geological change pictures.


View your lesson on Seesaw

1 hour – please take your time to complete this over two sessions.




The title for Term 2 is:

Sudden Geological Changes and Extreme Weather Events.



Physical Activity



We encourage children aged 5-12 to get 60 minutes of Physical Activity (PA) every day. For more information click on the link below:

[https://www1.health.gov.au/internet/main/publishing.nsf/content/F01F92328EDADA5BCA257BF0001E720D/\\$File/brochure%20PA%20Guidelines_A5_5-12yrs.PDF](https://www1.health.gov.au/internet/main/publishing.nsf/content/F01F92328EDADA5BCA257BF0001E720D/$File/brochure%20PA%20Guidelines_A5_5-12yrs.PDF)



Physical Activity Suggestions...

- Bike or Scooter Ride
- Jumping on the trampoline (if you have one)
- Walking or running
- Play with a pet if you have one
- Dance
- Complete P.E with Joe on Youtube


https://www.youtube.com/results?search_query=joe+physical+education

- Stretch or do yoga

<https://www.youtube.com/user/CosmicKidsYoga>

- Kick, throw and catch a ball

*If you think of some other PA suggestions, let your teacher know and we can include it in our suggestion list!



Reflection

? At the end of each day do the following:

1. Make sure you have read to someone today so you can log it in your take home reading diary
2. Make sure you have posted your work on SeeSaw.
3. Take some time for mindfulness today

Mindfulness Suggestions...

- Colouring in
- Drawing
- Knitting/Crocheting
- Gardening
- Lego building
- Listen to music
- Yoga
- Listen to Smiling Minds
- Write a letter to a friend or family member

*If you think of some other mindfulness activities, let your teacher know and we can include it in our suggestion list!

