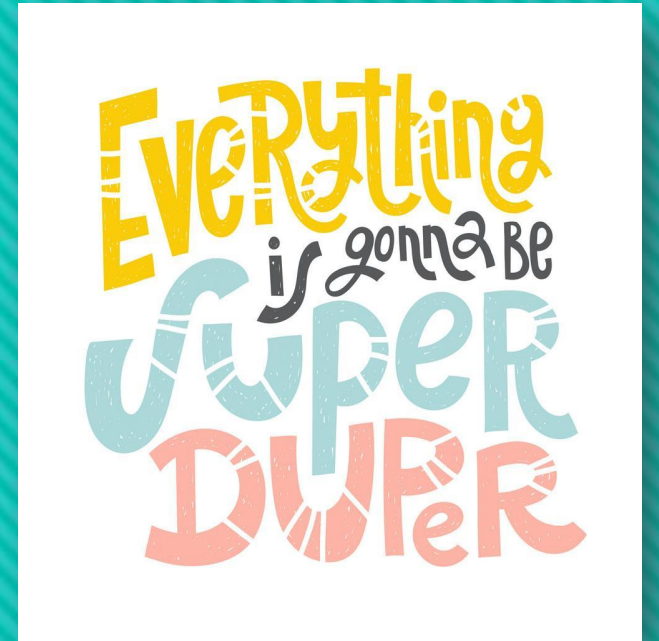





Week 3 Monday 27th of April Term 2, 2020 3 - 4 S



Please note that specific times for each activity have not been given. This is to enable children to settle into the activities at times between 9:00 and 3:30 that best suit the family. We do suggest you give your children a routine that is consistent each day.

This may change moving forward as we move to some face to face time that will be scheduled.

Wednesday Schedule




For students in **Grades 3 to 6**, schools will provide learning programs allocated as follows:

- Literacy: 45-60 minutes
- Numeracy: 30-45 minutes
- Physical activities: 30 minutes
- Additional curriculum areas: 90 minutes

We will be providing you with detailed lessons in Reading, Writing and Math daily, which follow the learning requirements set by the Department of Education and Training. Other lessons will vary depending on the timetable. If you could aim to complete these lessons your child should still progress with their learning.

Checklist	
<u>Activity</u>	<u>Tick</u>
Check in on SeeSaw	
Read to self	
Spelling	
Writing	
Numeracy	
THEME	
Physical Activity	
Grid	


Teacher Availability



Online to assist

Teachers will be available to support you each day during school hours. Please understand that the response may not be immediate as staff may be recording a lesson, replying to another parent via email, providing feedback to a student etc. so the reply may not always be instantaneous but will be addressed when possible. Seesaw will be the main method of communication between parents, teachers and students.

Daily 5 Word Work




20 minutes


Learning Intention - Spelling focus graph 'q' making the sound 'k' as in queen.

What it looks like: Students will complete a spelling task identifying the graph 'q'.

View your lesson on Seesaw



Daily 5 reading



Learning intention :


I can increase my reading stamina.

I can record my reading in my reading log.


Your activities will be posted on seesaw

READ TO SOMEONE

20 minutes



Writing



Learning intention: I can write a definition of a topic.

What it looks like: Students are learning to identify features of an Exposition.

- Log onto Seesaw and complete the lesson your teacher has prepared for you.

30 minutes



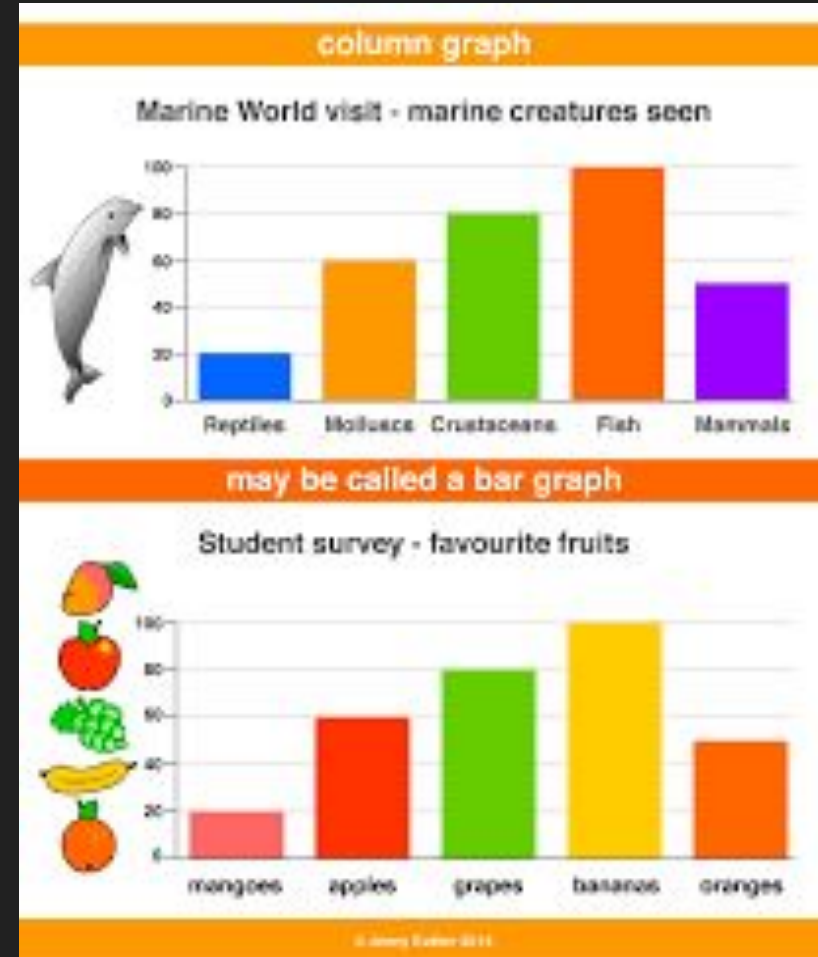
Maths




Learning Intention - I can read data in tables and create graphs using data.

- **What it looks like:** Students will be completing an Essential Assessment worksheet.

Your activities will be posted on seesaw





Theme



Brainstorm and list at least 5 natural disaster words.


Provide definitions for each.

Use the link below:

<https://www.nationalgeographic.com/environment/natural-disasters-weather/>



Physical Activity



We encourage children aged 5-12 to get 60 minutes of Physical Activity (PA) every day. For more information click on the link below:

[https://www1.health.gov.au/internet/main/publishing.nsf/content/F01F92328EDADA5BCA257BF0001E720D/\\$File/brochure%20PA%20Guidelines_A5_5-12yrs.PDF](https://www1.health.gov.au/internet/main/publishing.nsf/content/F01F92328EDADA5BCA257BF0001E720D/$File/brochure%20PA%20Guidelines_A5_5-12yrs.PDF)



Physical Activity Suggestions...

- Bike or Scooter Ride
- Jumping on the trampoline (if you have one)
- Walking or running
- Play with a pet if you have one
- Dance
- Complete P.E with Joe on Youtube

https://www.youtube.com/results?search_query=joe+physical+education

- Stretch or do yoga

<https://www.youtube.com/user/CosmicKidsYoga>

- Kick, throw and catch a ball

*If you think of some other PA suggestions, let your teacher know and we can include it in our suggestion list!



Reflection

? At the end of each day do the following:

1. Make sure you have read to someone today so you can log it in your take home reading diary
2. Make sure you have posted your work on SeeSaw.
3. Take some time for mindfulness today

Mindfulness Suggestions...

- Colouring in
- Drawing
- Knitting/Crocheting
- Gardening
- Lego building
- Listen to music
- Yoga
- Listen to Smiling Minds
- Write a letter to a friend or family member

*If you think of some other mindfulness activities, let your teacher know and we can include it in our suggestion list!

