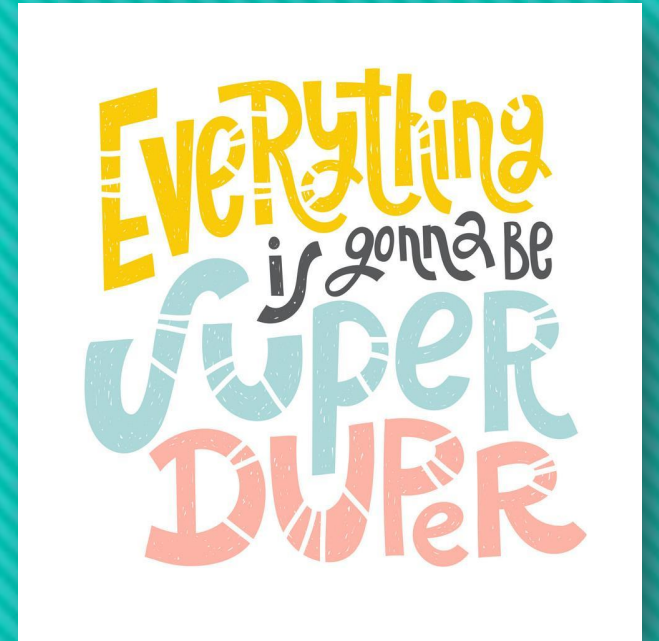


# Week 2 Friday

## 24th of April


### Term 2, 2020

# 34 S



Please note that specific times for each activity have not been given. This is to enable children to settle into the activities at times between 9:00 and 3:30 that best suit the family. We do suggest you give your children a routine that is consistent each day.

This may change moving forward as we move to some face to face time that will be scheduled.



# Work Requirements

For students in Grades 3 to 6 , schools will provide learning programs allocated as follows:


- Literacy: 45 60 minutes
- Numeracy: 30 45 minutes
- Physical activities: 30 minutes
- Additional curriculum areas: 90 minutes

We will be providing you with detailed lessons in Reading, Writing and Math daily, which follow the learning requirements set by the Department of Education and Training. Other lessons will vary depending on the timetable. If you could aim to complete these lessons your child should still progress with their learning.

## Checklist Activity Tick

Check in on SeeSaw  
Reading  
Spelling  
Writing  
Numeracy  
Anzac Day craft  
Reflection

# Teacher Availabilty Today




## Online to assist

Teachers will be available to support you each day during school hours. Please understand that the response may not be immediate as staff may be recording a lesson, replying to another parent via email, providing feedback to a student etc. so the reply may not always be instantaneous but will be addressed when possible.

Seesaw will be the main method of communication between parents, teachers and students.

# Daily 5 Reading



We are learning to: explain why we make connections with texts.

What it looks like: I can record the connection I make with a text.

**View your lesson on Seesaw**

20 minutes


## Read To Self

I can read with speed, accuracy, and expression. I can learn interesting words. I can use my strategies to understand what I read.

- Choose good fit books.
- Stay put in 1 spot.
- Silent body, silent book.
- Get started right away.
- Check for Understanding
- Use the strategies.



# Daily 5 Spelling




We are learning to: Spell words with the digraph 'oy' making the sound oy as in toy.

What it looks like: I can use my words in interesting sentences.

**View your lesson on Seesaw**

20 minutes



# Writing




We are learning to: Understand what ANZAC day is.

What it looks like: I can write a thank you letter to the ANZACS.

View your lesson on Seesaw

30 minutes





# Numeracy

We are learning to : Read and interpret different forms of data.

What it looks like: I can complete activities on Mathletics to read and interpret data.


1. **Log on to Mathletics**
2. **Complete the assigned activities.**
3. **Once your activity has been completed you can select your own activities to do.**

**30 minutes**



Student Center

# ANZAC day activity




We are learning to: Understand what ANZAC day is and why we recognise it.

**View your lesson on Seesaw**

30 minutes



# Physical Activity



We encourage children aged 5-12 to get 60 minutes of Physical Activity (PA) every day. For more information click on the link below:

[https://www1.health.gov.au/internet/main/publishing.nsf/content/F01F92328EDADA5BCA257BF0001E720D/\\$File/brochure%20PA%20Guidelines\\_A5\\_5-12yrs.PDF](https://www1.health.gov.au/internet/main/publishing.nsf/content/F01F92328EDADA5BCA257BF0001E720D/$File/brochure%20PA%20Guidelines_A5_5-12yrs.PDF)



## Physical Activity Suggestions...

- Bike or Scooter Ride
- Jumping on the trampoline (if you have one)
- Walking or running
- Play with a pet if you have one
- Dance
- Complete P.E with Joe on Youtube


[https://www.youtube.com/results?search\\_query=joe+physical+education](https://www.youtube.com/results?search_query=joe+physical+education)

- Stretch or do yoga

<https://www.youtube.com/user/CosmicKidsYoga>

- Kick, throw and catch a ball

\*If you think of some other PA suggestions, let your teacher know and we can include it in our suggestion list!



# Reflection

## ? At the end of each day do the following:

1. Make sure you have read to someone today so you can log it in your take home reading diary
2. Make sure you have posted all your work on SeeSaw.
3. Take some time for mindfulness today

## Mindfulness Suggestions...

- Colouring in
- Drawing
- Knitting/Crocheting
- Gardening
- Lego building
- Listen to music
- Yoga
- Listen to Smiling Minds
- Write a letter to a friend or family member

\*If you think of some other mindfulness activities, let your teacher know and we can include it in our suggestion list!

