



# Week 1, Term 2, 2020

## Fun/Finish Off Friday 24th April



Please note that specific times for each activity have not been given. This is to enable children to settle into the activities at times that best suit the family. We do suggest you give your children a routine that is consistent each day, however routines will vary depending on households.

Currently, we are not conducting any live face to face time due to Child Safety Standards.

All video clips are pre recorded.

# Friday's Schedule




## As per the guidelines of The Department of Education:

- The learning program delivered on-site will be the same as the learning program delivered to students undertaking remote learning.
- For students in Grades 3 to 6 schools will provide learning programs allocated as follows:
- Literacy: 45-60 minutes
- Numeracy: 30-45 minutes
- Physical activities: 30 minutes
- Additional curriculum areas: 90 minutes

Checklist	
<u>Activity</u>	<u>Tick</u>
Check in on SeeSaw	
Read to self	
Spelling test	
Writing - ANZAC	
Numeracy	
Rainbow Day activity	
Theme	
Finish Off	

# Spelling



- **Why this matters:** This matters because we need to be accurate when we write words.
- **What it looks like:** I can remember my spelling words
- **Activity:** Complete the Spelling test activity on Seesaw.

## We are learning to use


- The prefix **pro-** meaning 'supporting and forward'.
  - The prefix **anti-** meaning 'against'.
- OR
- The digraph **/wr/** making the sound 'r' as in wrist.



# SPELLING

## Test





# Writing


## We are learning to

- design a poster

- **Why this matters:** This matters because we need to use our creativity and imagination
- **What it looks like:** Design a poster for the poem 'For the Fallen'
- **Activity:** Your activity will be posted on Seesaw





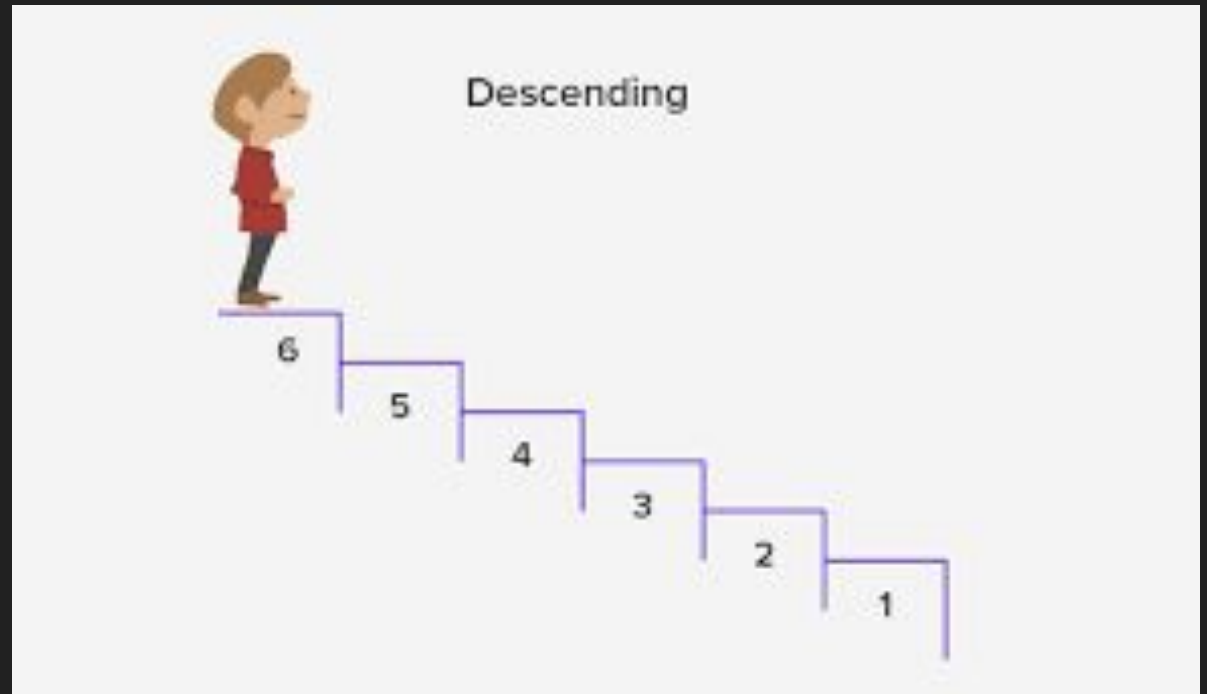


# Numeracy


We are learning to

- put numbers in descending order

- **Why this matters:** to develop mathematical ideas and be to express them naturally
- **What it looks like:** Order things most to least
- **Activity:** Log in to **Seesaw** and complete the activity.



# Rainbow Day




## Activity:

- complete the Rainbow Day activity on **SEESAW**






# Theme




## We are learning to

- investigate natural disasters and extreme weather events

- **Why this matters:** Because we need to understand how these events affect the Earth's surface.
- **What it looks like:** I will be able to use this information to complete Theme grid activities.
- **Activity:** Work on the Theme Grid. I will post 'Flood Vocabulary' Monday.





# Finish Off

1. We have allowed some time today for you to finish off any uncompleted activities from this week.

## Activities Week 2

## Tick

Spelling test

2 Theme activities

Anzac activities

Wonder activities







# Reflection

## □ At the end of each day do the following:

1. Make sure logged your read to self in your planner (Title of book read).
2. Complete the Resilience Project question for the day.
3. Make sure you have posted all your work on SeeSaw.
4. Do some mindfulness for the day.
5. Write down any questions you have for your teacher.

## Mindfulness Suggestions...

- Colouring in
- Drawing
- Knitting/Crocheting
- Gardening
- Lego building
- Listen to music
- Yoga
- Listen to Smiling Minds
- Write a letter to a friend or family member

\*If you think of some other mindfulness activities, let your teacher know and we can include it in our suggestion list!

