

Prep F

Week 2, Term 2, 2020
Tuesday 21st April



Please note that specific times for each activity have not been given. This is to enable children to settle into the activities at times between 9:00 and 3:30 that best suit the family. We suggest you give your children a routine that is consistent each day and where possible a consistent space that learning will take place. Currently we are not participating in any face to face time for students, however this may change in the future.

Welcome back Miss Erin Watson



Hello Prep F! It's Miss Watson, the student teacher from your classroom last term!

I'm not sure if you remember me, but I was in your classroom with Mrs Fimister helping you learn. I've placed a photo above in case you have forgotten my face!

This term I am lucky enough to be able to come back and help you all learn from home!

I'm really excited to help Mrs Fimister teach you and watch you learn lots of new things.

Departmental Requirements




1. **The Department guidelines for students in Prep to Grade 2 are that schools will provide learning programs which include the following:**
 - literacy activities that take a total of about 45-60 minutes
 - numeracy activities of about 30-45 minutes
 - additional learning areas, play-based learning and physical activity of about 30-45 minutes.
2. For students wishing to complete more than the learning program scheduled for the day, there are additional ideas available on the website.

Please ensure that you encourage your child to

- drink plenty of water
- have plenty of breaks
- get outside regularly
- do physical activity
- eat healthy food throughout the day

LEARNING FROM HOME GRID IS AVAILABLE TO FAMILIES WHO CANNOT CONNECT TO THE INTERNET YET, OR IF YOU FEEL THIS MAY SUIT YOU MORE AT THIS TIME, PLEASE CONTACT MRS FIMISTER

Teacher Availabiltiy Today



Contactable Hours

PLEASE CONTACT VIA SEESAW. IF YOU PREFER A PHONECALL PLEASE MAKE THAT REQUEST VIA SEESAW AND I WILL CONTACT YOU AS SOON AS POSSIBLE.


9:00 - 2:00

Please note hours of availability will change daily- these are the hours you should definitely receive a response from your teacher as soon as possible.

Unavailable to assist

Teacher breaks, planning time and meetings are some of the reasons that teachers will be unable to get back to you in real time. Please don't worry if an activity hasn't been completed for any reason, we will work through that, we are all in a very unique circumstances and some things are unavoidable.

Tuesday 21st April Schedule




Hi Everyone,

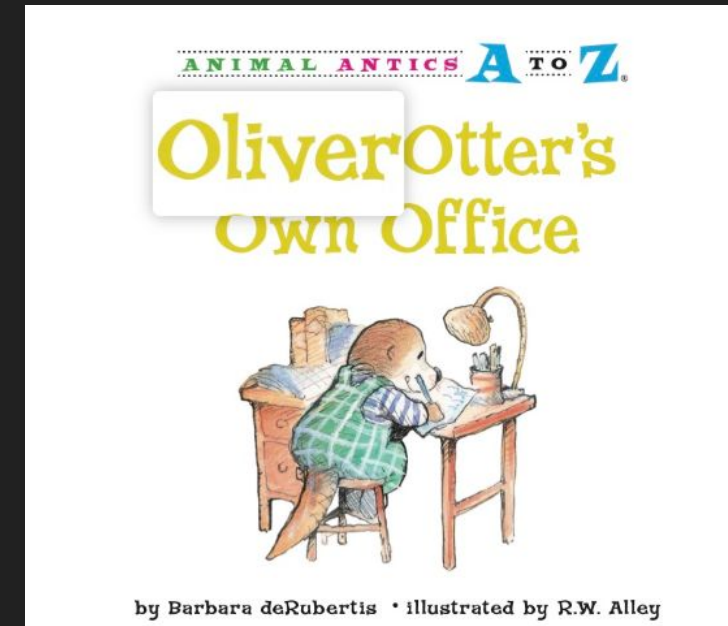
Encourage your child to use the microphone function this week, take some of the pressure off you having to type everything!

Please don't forget to use the check in! This is how we take the roll. If you are working from the grid, please email me or contact the school to let them know.

Letters and Sounds




- We are learning to: say and identify the phoneme /g/ as in girl
- This matters because: We use this to be able to read and write.
- What it looks like:
- Watch the video <https://www.youtube.com/watch?v=a5npjY6shII>
- Watch it again and sing along.
 - Log into EPIC BOOKS titled 'Oliver Otter's Own Office'. Allow students to listen to the story.
- Follow the link on SEESAW - watch the teachers instructional video teaching about this phoneme (speech sound) - then complete the task which is to form the letter g using the drawing tool.
- Then read follow the activity on see saw to see how many of these letter sounds you already know - you can also record your voice reading all the /o/ words.



Jolly Phonics (Group 3 - Letter "O")
Track 14)


Now it's dark,
the lights go on.
/o/-/o/-/o/-/o/-/o/.

Time for bed,
the lights go off!
/o/-/o/-/o/-/o/-/o/.

 **Action:** Pretend to turn a light switch on and off, and say o, o; o, o.

0:03 / 0:16


DAILY 5 READING




- We are learning to: Retell the story in order in our own words. Using words like In the beginning, the middle and the end.
- This matters because: We need to demonstrate understanding after listening to a story.
- https://drive.google.com/file/d/169feBhi9BnM-3CY4ndxPVFkB6i_FwR3W/view
- Log into seesaw, and do the activity.

Listen to the story again if you need to.

1 28



Daily 5 reading



We are learning to:

Look carefully at the letters and the words.

- read the wrong words or letters because they are not looking across the letters.
- • see one letter and guess the rest of the word without looking at it.
- • repeatedly mix up words that look similar because they confuse letters

Complete the activity on SEESAW

2 8


tip
• • •

pip
• • •

sip
• • •

an
• •

Maths




We are learning to : use 1:1 correspondence to count collections.

What it looks like


- Know the number names. 2) Be able to count to 10 (no objects) 3) Understand counting using one to one correspondence.

Log into Seesaw and watch the instructional video and then complete the activity.

If this is easy please challenge yourself by counting backwards from 20. - you can record this and post to your journal in see saw.



Kitchen Garden with Mrs May



Hi Everyone!

Today there are a few Kitchen/Garden based activities that you can do with your families over the course of the week.

Firstly, I want to acknowledge the significance of ANZAC Day coming up on Saturday. So to honour this day, I would like all families to view a special story called 'ANZAC Biscuits'

https://youtu.be/PRNJT_0h1Es. It's a lovely story that explains why making the simple ANZAC biscuit has become a great tradition. Then have a go at making a batch of biscuits! See the attached recipe. (this can be downloaded on Seesaw) ANZAC biscuits have long been associated with the Australian and New Zealand Army Corps (ANZAC). The biscuits were sent by wives and women's groups to soldiers because the ingredients do not spoil easily and the biscuits travelled well during transportation.

Please post photos of your biscuits to Seesaw if you are able to bake them! I would love to see them! Also, the RSL would also love to see photos! Feel free to upload to their social media page!



ANZAC BISCUITS RECIPE

INGREDIENTS

- 1 cup (90g) rolled oats
- 1 cup (150g) plain flour
- 1 cup (220g) firmly packed brown sugar
- 1/2 cup (40g) desiccated coconut
- 125 g (4 ounces) butter, chopped
- 2 tbsp golden syrup or treacle
- 1 1/2 tbsp water
- 1/2 tsp bicarbonate of soda (baking soda)



METHOD


1. Preheat oven to 160°C. Grease oven trays; line with baking paper.
2. Combine oats, sifted flour, sugar and coconut in a large bowl. Place butter, syrup (spray the measuring spoon with cooking-oil so all the syrup comes away) and the water in a small saucepan; stir over low heat until smooth. Stir in baking soda, then stir into dry ingredients.
3. Roll level tablespoons of mixture into balls; place 5cm (2-inches) apart on trays, flatten slightly.
4. Bake for 20 minutes or until golden; cool on trays.



SHARE YOUR PHOTOS OF YOU MAKING YOUR ANZAC BISCUITS WITH US USING

#FRANKSTONRSL @FRANKSTONRSL

Kitchen Garden with Mrs May




Digital Backyard Scavenger Hunt

Go on a fun backyard digital scavenger hunt!


(Complete the activity on SEESAW)

Take your iPad outside in a garden area. When you see the items you are looking for, take a photo and match it to the image on your seesaw hunt sheet. You will end up with a pretty cool collage!

- if you are not able to take photos, draw 9 boxes and illustrate each item as you find them!



Physical Activity



How are you being active today? Post a pic to your Journal!

source/c0/f9/cfe2-pe-65-pe-circuit-recording-activity-sheet-english_ver_2.pdf?__token__=exp=1587367097~acl=%2Fresource%2Fc0

Plank Did you do the plank for the full minute? Yes or no?			
Burpees How many in 1 minute?			
Sit Ups How many in 1 minute?			
Shuttle Runs How many in 1 minute?			
Squats How many in 1 minute?			
Star Jumps How many in 1 minute?			
Lunges How many in 1 minute?			
Press Ups How many in 1 minute?			
Wall Throws How many in 1 minute?			

C1F72E-DEDC-4....pdf 462CA3D5-EFE2-4....pdf D1C1F72E-DEDC-4....pdf 462CA3D5-EFE2-4....pdf

Windows taskbar icons: Edge, Mail, Word, PowerPoint, File Explorer, Task View, Excel.



Reflection

? **At the end of each day do the following:**

1. Make sure you have read to someone today so you can log it in your take home reading diary
2. Make sure you have posted all your work on SeeSaw.
3. Take some time for mindfulness today
- 4.

Mindfulness Suggestions...

- Colouring in
- Drawing
- Knitting/Crocheting
- Gardening
- Lego building
- Listen to music
- Yoga
- Listen to Smiling Minds
- Write a letter to a friend or family member

