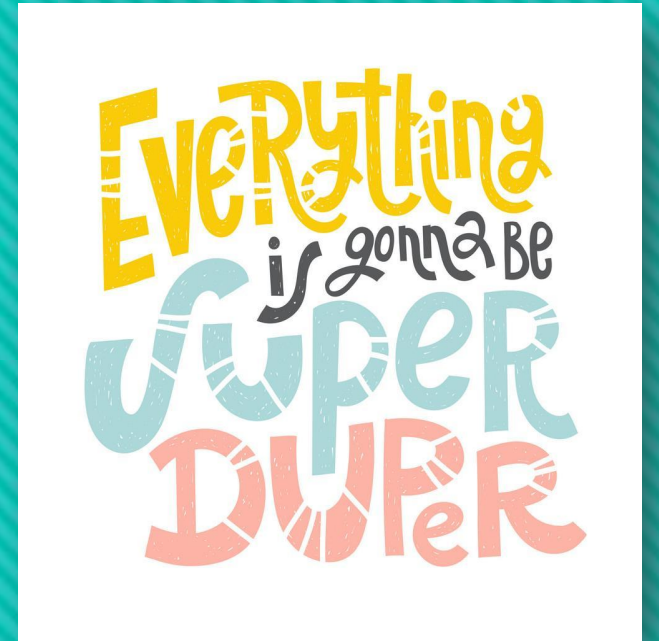



# Week 6, Term 2, 2020

## 1 / 2 M + 1 / 2 R




Please note that specific times for each activity have not been given. This is to enable children to settle into the activities at times between 9:00 and 3:30 that best suit the family. We do suggest you give your children a routine that is consistent each day.

This may change moving forward as we move to some face to face time that will be scheduled.



# Monday 18th May Schedule

1. For students in **Prep to Grade 2**, schools will provide learning programs that include the following:
  - literacy activities that take a total of about 45-60 minutes
  - numeracy activities of about 30-45 minutes
  - additional learning areas, play-based learning and physical activity of about 30-45 minutes.
2. For students wishing to complete more than the learning program scheduled for the day, there are additional ideas at the end of this PDF and on the website



# Work Requirements

For students in Prep to Grade 2, schools will provide learning programs that include the following:

- literacy activities that take a total of about 45-60 minutes
- numeracy activities of about 30-45 minutes
- additional learning areas, play-based learning and physical activity of about 30-45 minutes.

## **Checklist** **Activity** **Tick**

Check in on SeeSaw  
Read to self  
Word Work  
Writing  
Numeracy  
Theme  
Physical Education.  
Reflection

# Teacher Availabilty Today



## Contactable Hours

PLEASE CONTACT VIA SEESAW. IF YOU PREFER A PHONECALL PLEASE MAKE THAT REQUEST VIA SEESAW AND I WILL CONTACT YOU AS SOON AS POSSIBLE.

9:00am-2:30pm


Please note hours of availability will change daily due to the mentioned reasons.

## Unavailable to assist

Teacher breaks, planning time and meetings are some of the reasons that teachers will be unable to get back to you in real time. Please don't worry if an activity hasn't been completed for any reason, we will work through that, we are all in a very unique circumstances and some things are unavoidable.



# Show and Tell




We are learning to gain confidence in speaking in front of a group of people

- ❑ **Why this matters:** This matters because we need to be able to communicate with other people clearly.
- ❑ **What it looks like:** I will be able to record a 1 minute video of me explaining something clearly.
- ❑ **Activity:** If it is your day to present, record a 1 minute video of yourself showing and telling us about something that you have that you would like to share. Upload the video in your journal on Seesaw. You can see all the student's show and tell in your class Blog



# Daily 5 Reading



We are learning to summarise the main points in a text.

- ❑ Why this matters: because it helps us to find out what the main idea or point of the text is.
- ❑ What it looks like: I will be able to use a variety of strategies to find the main idea in a text.
- ❑ Activity: This activity is posted on Seesaw


## LISTEN TO READING

I can listen to a variety of media to gain information. I can learn interesting words. I can use my strategies to understand what I hear.

- Stay put in 1 spot.
- Get started right away.
- Use our strategies
- Listening center books
- Use only the teacher approved websites.



# Daily 5 Read to Self



We are learning to work on our stamina.

- ❑ **Why this matters:** This matters because we want to become excellent readers who can read for a long time.
- ❑ **What it looks like:** I need to increase the time I read each day.
- ❑ **Activity:** Read level texts from Wushka.


## Read To Self

I can read with speed, accuracy, and expression. I can learn interesting words. I can use my strategies to understand what I read.

- Choose good fit books.
- Stay put in 1 spot.
- Silent body, silent book.
- Get started right away.
- Check for Understanding
- Use the strategies.




# Word Work




We are learning the sounds ar (Year 1) and adding es (year 2).

- ❑ **Why this matters:** This matters because we need to know when to use these sounds when spelling and reading new words.
- ❑ **What it looks like:** I know how to use these sounds in a number of different words and read words with these sounds.
- ❑ **Activity:** Check see saw for lessons this week.








# Writing

We are learning improve our writing by making corrections.

- ❑ **Why this matters:** This matters because we need follow the rules of the English language when writing.
- ❑ **What it looks like:** I will give all proper nouns a capital letter, I will use a capital letter at the start of sentences and a full stop at the end..
- ❑ **Activity:** See your activity on Seesaw



# Ms Russell's Numeracy




**We are learning to** Represent and solve simple subtraction problems using a range of strategies including counting on, partitioning and rearranging parts

- Why this matters: because we need to be able to identify how many are left when we subtract things.
- What it looks like: using materials such as blocks and counters, number lines to subtract a smaller number from a larger number.
- **Activity:** Check seesaw for your daily videos and activities.



# Mrs Matthew's Numeracy




We are learning to recognise that subtraction problems can be solved using our knowledge of addition.

- ❑ **Why this matters:** Because we need to see connections between addition and subtraction, which will help us solve equations quickly.
- ❑ **What it looks like:** I can use an addition equation and write a matching subtraction fact.
- ❑ **Activity:** Check seesaw for your daily videos and activities.



# Theme



## EARTH AND SPACE

Our essential question is:

How does the Earth's  
movement effect our lives?

20 minutes


- We are learning to investigate the seasons on Earth
- This matters because we need to be aware of our planet
- What it looks like:

I will be able to use this information to explain why the weather changes.

View teacher instructions on SeeSaw.



# Physical Activity



This week Annie one of our Teacher helpers has created a Circus activity. You will need to collect a couple of items to help you with this activity. Feel free to take your time during the week to make your activity and to practise using it.

We encourage children aged 5-12 to get 60 minutes of Physical Activity (PA) every day. For more information click on the link below:

[https://www1.health.gov.au/internet/main/publishing.nsf/content/F01F92328EDADA5BCA257BF0001E720D/\\$File/brochure%20PA%20Guidelines\\_A5\\_5-12yrs.PDF](https://www1.health.gov.au/internet/main/publishing.nsf/content/F01F92328EDADA5BCA257BF0001E720D/$File/brochure%20PA%20Guidelines_A5_5-12yrs.PDF)





# Reflection

## ? At the end of each day do the following:

1. Make sure you have read to someone today so you can log it in your take home reading diary
2. Make sure you have posted all your work on SeeSaw.
3. Take some time for mindfulness today

## Mindfulness Suggestions...

- Colouring in
- Drawing
- Knitting/Crocheting
- Gardening
- Lego building
- Listen to music
- Yoga
- Listen to Smiling Minds
- Write a letter to a friend or family member

\*If you think of some other mindfulness activities, let your teacher know and we can include it in our suggestion list!

