


Week 3, Term 2, 2020


1 / 2 M + 1 / 2 R




Please note that specific times for each activity have not been given. This is to enable children to settle into the activities at times between 9:00 and 3:30 that best suit the family. We do suggest you give your children a routine that is consistent each day.

This may change moving forward as we move to some face to face time that will be scheduled.

Monday Schedule



1. For students in **Prep to Grade 2**, schools will provide learning programs that include the following:
 - literacy activities that take a total of about 45-60 minutes
 - numeracy activities of about 30-45 minutes
 - additional learning areas, play-based learning and physical activity of about 30-45 minutes.
2. For students wishing to complete more than the learning program scheduled for the day, there are additional ideas at the end of this PDF and on the website



Work Requirements

For students in Prep to Grade 2, schools will provide learning programs that include the following:

- literacy activities that take a total of about 45-60 minutes
- numeracy activities of about 30-45 minutes
- additional learning areas, play-based learning and physical activity of about 30-45 minutes.

Checklist

Activity

Tick

Check in on SeeSaw

Listen to reading

Word Work - Smart Spelling

Writing

Numeracy

Reflection

Teacher Availabilty Today



Contactable Hours

PLEASE CONTACT VIA SEESAW. IF YOU PREFER A PHONECALL PLEASE MAKE THAT REQUEST VIA SEESAW AND I WILL CONTACT YOU AS SOON AS POSSIBLE.


9:00am-2:30pm

Please note hours of availability will change daily due to the mentioned reasons.

Unavailable to assist

Teacher breaks, planning time and meetings are some of the reasons that teachers will be unable to get back to you in real time. Please don't worry if an activity hasn't been completed for any reason, we will work through that, we are all in a very unique circumstances and some things are unavoidable.

Show and Tell




We are learning to gain confidence in speaking in front of a group of people

- ❑ **Why this matters:** This matters because we need to be able to communicate with other people clearly.
- ❑ **What it looks like:** I will be able to record a 1 minute video of me explaining something clearly.
- ❑ **Activity:** If it is your day to present, record a 1 minute video of yourself showing and telling us about something that you have that you would like to share. Upload the video in your journal on Seesaw.



Daily 5 Listen to Reading



We are learning to


Infer and support with evidence.

- ❑ **Why this matters:** This matters because we need to make connections with the text and characters to show our understanding.
- ❑ **What it looks like:** Having a guess at how different characters and feeling throughout the text.
- ❑ **Activity:** Check seesaw for activities.

LISTEN TO READING

I can listen to a variety of media to gain information. I can learn interesting words. I can use my strategies to understand what I hear.

- Stay put in 1 spot.
- Get started right away.
- Use our strategies
- Listening center books
- Use only the teacher approved websites.




Word Work



- ❑ **Why this matters:** This matters because it will help when we do our writing, people will be able to understand the words.
- ❑ **What it looks like:** I will be able to spell words correctly in my writing, it will help me read well too.
- ❑ **Activity:** This activity is on Seesaw

We are learning to use the digraph ea (like in bread) if we are in Year 2 and the split digraph a-e (like in cake) if we are in Year 1.





Writing


We are learning to write narratives.

- ❑ **Why this matters:** This is important so we understand how a story is written.
- ❑ **What it looks like:** We use our imagination to write simple stories that
 - ❑ 1. Has a title
 - ❑ 2. Sets the scene
 - ❑ 3. Has a problem and resolution.
- ❑ **Activity:** Please check see saw for today's activity.



Numeracy

Ms Russell



We are learning to Represent and solve simple addition problems by partitioning and rearranging parts.


- **Why this matters:** because we need to to learn to quickly add and subtract numbers 10 ten mentally so we become better mathematicians
- **What it looks like:** Children will be able to recall addition facts to ten quickly in their head.

Activity: Please check Seesaw activity videos to complete this weeks work.



Numeracy


Mrs Matthews




We are learning to double numbers to help us add up quickly.

- ❑ **Why this matters:** because we need to know when the doubling strategy can be used when we are adding up.
- ❑ **What it looks like:** Children will be able to recall doubling facts to 10 and then 20 very quickly

Activity: Please check Seesaw for your activity



Physical Activity



Mrs Young has set the following activity for you.


How about trying to play silent ball with your family?

Draw up a hopscotch grid with chalk and have a game with someone in your family.

We encourage children aged 5-12 to get 60 minutes of Physical Activity (PA) every day. For more information click on the link below:

[https://www1.health.gov.au/internet/main/publishing.nsf/content/F01F92328EDADA5BCA257BF0001E720D/\\$File/brochure%20PA%20Guidelines_A5_5-12yrs.PDF](https://www1.health.gov.au/internet/main/publishing.nsf/content/F01F92328EDADA5BCA257BF0001E720D/$File/brochure%20PA%20Guidelines_A5_5-12yrs.PDF)





Reflection

? At the end of each day do the following:

1. Make sure you have read to someone today so you can log it in your take home reading diary
2. Make sure you have posted all your work on SeeSaw.
3. Take some time for mindfulness today

Mindfulness Suggestions...

- Colouring in
- Drawing
- Knitting/Crocheting
- Gardening
- Lego building
- Listen to music
- Yoga
- Listen to Smiling Minds
- Write a letter to a friend or family member

*If you think of some other mindfulness activities, let your teacher know and we can include it in our suggestion list!

