

# Week 7, Term 2, 2020

## Thankful Thursday 28th May

be  
thankful

Please note that specific times for each activity have not been given. This is to enable children to settle into the activities at times that best suit the family. We do suggest you give your children a routine that is consistent each day, however routines will vary depending on households.

All video clips are pre recorded.

# Thursday Schedule



## As per the guidelines of The Department of Education:

- The learning program delivered on-site will be the same as the learning program delivered to students undertaking remote learning.
- For students in Grades 3 to 6 schools will provide learning programs allocated as follows:
- Literacy: 45-60 minutes
- Numeracy: 30-45 minutes
- Physical activities: 30 minutes
- Additional curriculum areas: 90 minutes

Checklist	
<u>Activity</u>	<u>Tick</u>
Check in on SeeSaw and brain teaser	
Read to self	
Spelling Study	
Epic Books	
Reconciliation (Writing and Thankful Thursday)	
Maths - Shape	
Theme - Individual Grid	
Reflection	

# Spelling



We are learning to use

□ The suffix -ism or the suffix -ly


- **Why this matters:** This matters because we need to be accurate when we write words.
- **What it looks like:** I can write my words
- **Activity:** Complete the Spelling study activity on [Seesaw](#).

## SCRABBLE SPELLING

**Directions:** Use the values shown on the Scrabble letter tiles to determine the total sum of each of your spelling words.

A <sub>1</sub>	B <sub>3</sub>	C <sub>3</sub>	D <sub>2</sub>	E <sub>1</sub>	F <sub>4</sub>	G <sub>2</sub>	H <sub>4</sub>	I <sub>1</sub>
J <sub>8</sub>	K <sub>5</sub>	L <sub>1</sub>	M <sub>3</sub>	N <sub>1</sub>	O <sub>1</sub>	P <sub>3</sub>	Q <sub>10</sub>	R <sub>1</sub>
S <sub>1</sub>	T <sub>1</sub>	U <sub>1</sub>	V <sub>4</sub>	W <sub>4</sub>	X <sub>8</sub>	Y <sub>4</sub>	Z <sub>10</sub>	

# Writing and Thankful Thursday Reconciliation




- ❑ **Why this matters:** This matters because it is important to recognise and respect the First Peoples of this land and to acknowledge the past injustices
- ❑ **What it looks like:** I can understand what reconciliation means
- ❑ **Activity:** Complete the Spelling study activity on **Seesaw**.

## We are learning to

- ❑ understand the importance of reconciliation in Australia







# Numeracy

We are learning to

- understand 2D and 3D shapes and their properties.

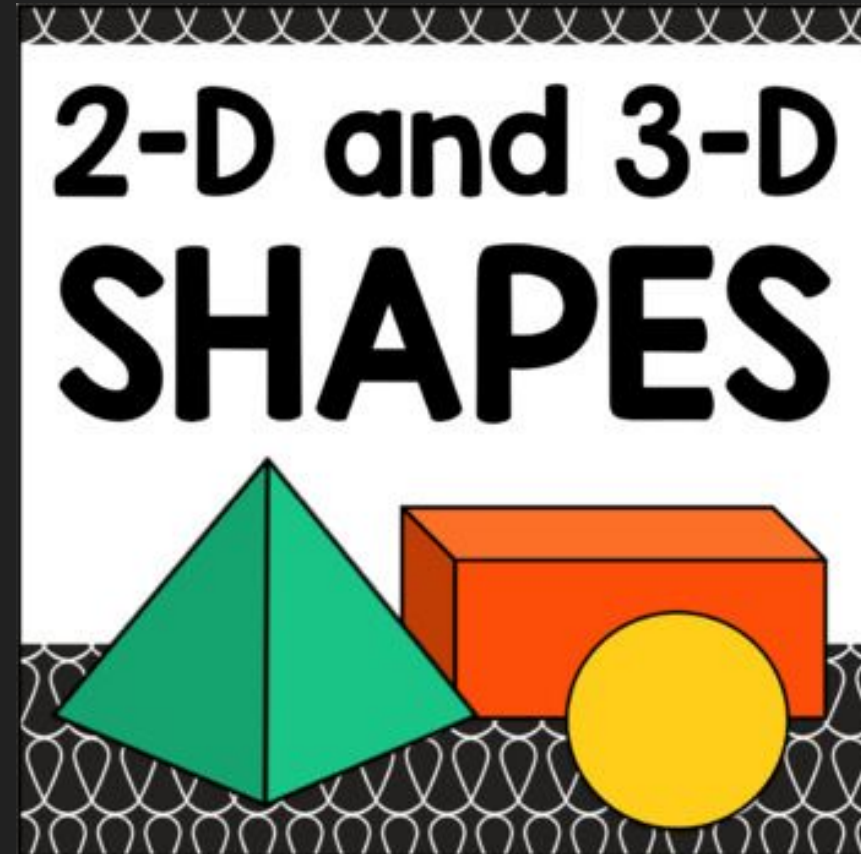
- Why this matters:** Because we use subtraction in our day to day lives and in many jobs.

- What it looks like:**

**Miss Bull's lesson:** Revision of 3D shapes and properties


**Mr Crouch's lesson:** Nets continued

- Activity:** Complete your activity on SeeSaw.






# Theme




## We are learning to

- investigate natural disasters and extreme weather events

- **Why this matters:** Because we need to understand how these events affect the Earth's surface.
- **What it looks like:** I will be able to use this information to complete Theme grid activities.
- **Activity:** Work an activity of your choice from the **Theme grid** or complete the handouts on Seesaw.





# Reflection

## □ At the end of each day do the following:

1. Make sure logged your read to self in your planner (Title of book read).
2. Complete the Resilience Project question for the day.
3. Make sure you have posted all your work on SeeSaw.
4. Do some mindfulness for the day.
5. Write down any questions you have for your teacher.

## Mindfulness Suggestions...

- Colouring in
- Drawing
- Knitting/Crocheting
- Gardening
- Lego building
- Listen to music
- Yoga
- Listen to Smiling Minds
- Write a letter to a friend or family member

\*If you think of some other mindfulness activities, let your teacher know and we can include it in our suggestion list!

