

# Week 7, Term 2, 2020


## Trivia Tuesday 26th May



Please note that specific times for each activity have not been given. This is to enable children to settle into the activities at times that best suit the family. We do suggest you give your children a routine that is consistent each day, however routines will vary depending on households.

All video clips are pre recorded.

# Tuesday's Schedule




## As per the guidelines of The Department of Education:

- The learning program delivered on-site will be the same as the learning program delivered to students undertaking remote learning.
- For students in Grades 3 to 6 schools will provide learning programs allocated as follows:
  - Literacy: 45-60 minutes
  - Numeracy: 30-45 minutes
  - Physical activities: 30 minutes
  - Additional curriculum areas: 90 minutes

Checklist	
<u>Activity</u>	<u>Tick</u>
Check in on SeeSaw	
Read to self – log in planner	
Epic Books	
Spelling Video and activity	
Writing - Text type	
Numeracy - Essential Assessment Pre Test	
Word work	
Behind The News	
Trivia	
Reflection	

# Spelling



- ❑ **Why this matters:** This matters because we need to be accurate when we write words.
- ❑ **What it looks like:** I know how to break my words up into sounds
- ❑ **Activity:** Watch the spelling video by Miss. Bull and complete the assign activity on Seesaw.

## We are learning to use


- The suffix -ly such as 'lovely'  
OR
- the suffix -ism such as 'activism'





# Reading

# epic!




# Writing

## We are learning to

Write the conclusion of an Explanation test

- ❑ **Why this matters:** explanations are use to use explain how or why something occurs.
- ❑ **What it looks like:** continuing on from last week's writing and writing a conclusion.
- ❑ **Activity:** Complete the activity on **Seesaw**.





# Numeracy

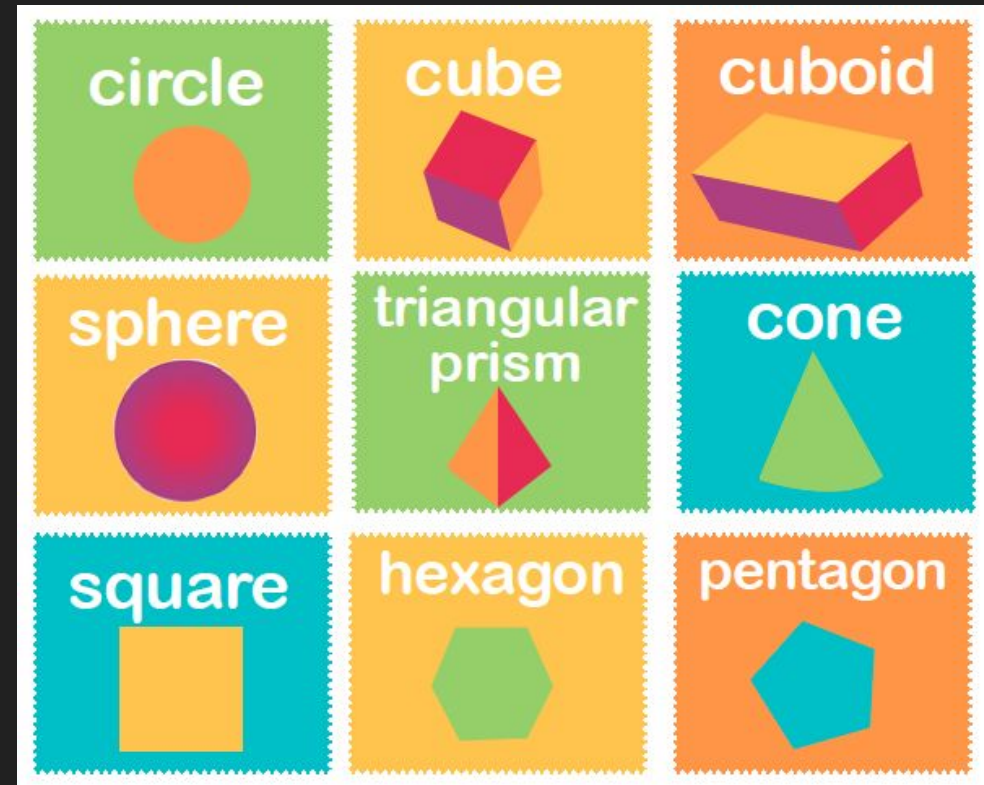
## We are learning to


- Describe two dimensional shapes
- Explain and compare geometric properties
- Connect 3 dimensional shapes with their nets
- construct simple prisms and pyramids

□ **Why this matters:** Because The world is built of geometric **shapes** and Geometry is the language of shape.

□ **What it looks like:**  
Completing an Essential assessment pre test of shape.

□ **Activity:** Complete your pretest and reflection on Seesaw






# Word Work

We are learning to  
learn a new vocabulary word

- ❑ **Why this matters:** to improve vocabulary
- ❑ **What it looks like:** I will be able to use new words in sentences
- ❑ **Activity:** Complete the activity on Seesaw

**WORD  
OF THE  
DAY**



# BTN

## We are learning to


- Watch the news

- ❑ **Why this matters:** To find out what important things are happening around us.
- ❑ **What it looks like:** Watching Behind The News.
- ❑ **Activity:** Watch the BTN news break and answer some questions on **Seesaw.**


- ❑ <https://www.abc.net.au/btn/classroom/20200526-ep14-btn/12281256>



Trivia



Kahoot!



# Reflection

## ? At the end of each day do the following:

1. Make sure you logged your read to self in your planner (Title of book read and how many minutes you read for).
2. Complete the Resilience Project question for the day.
3. Make sure you have posted all your work on SeeSaw.
4. Do some mindfulness for the day.
5. Send through any questions you have for your teacher via SeeSaw.

## Mindfulness Suggestions...

- Colouring in
- Drawing
- Knitting/Crocheting
- Gardening
- Lego building
- Listen to music
- Yoga
- Listen to Smiling Minds
- Write a letter to a friend or family member

\*If you think of some other mindfulness activities, let your teacher know and we can include it in our suggestion list!

